

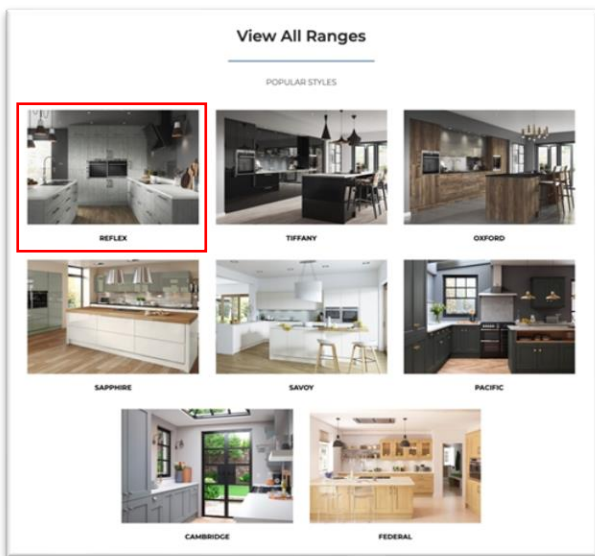
Showcase Layout

Below are few examples of the showcase module, where you can choose a layout that is suitable for your interactive gallery i.e. (Kitchens, Bedrooms, Bathrooms etc.)

Layout 1: Full page with no left filter bar


Step 1

Choose a Kitchen **Style**



Step 2

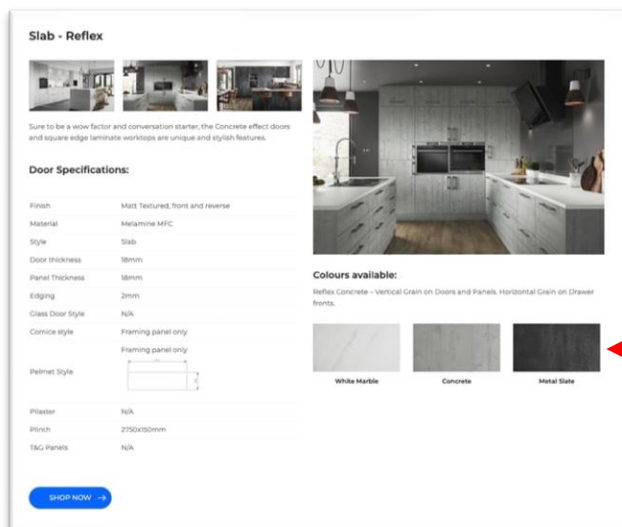
Choose a Kitchen **Range Tile** type



Step 3

View full details of the **Range Page**.

View Range Gallery images to show i.e. close-up shots & details etc.



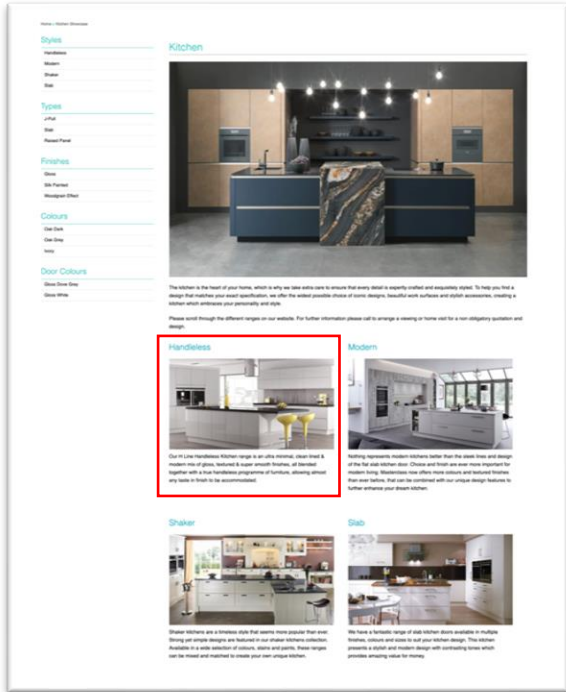
Click on the image to view a different Kitchen Range Colour.

This button can link directly to your online kitchen store if you sell online? or it can just link to the contact us page for lead generation.

Layout 2: Tile images with Left Filter Bar

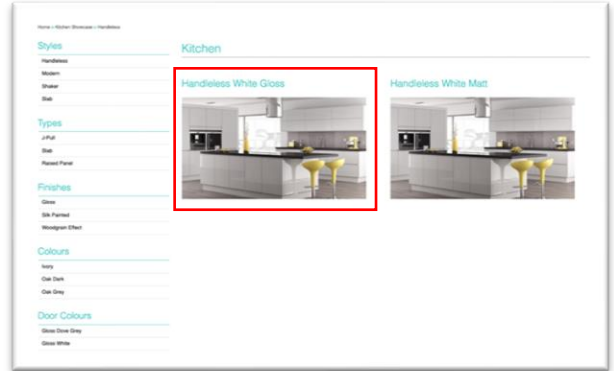
Step 1

Choose a Kitchen Style



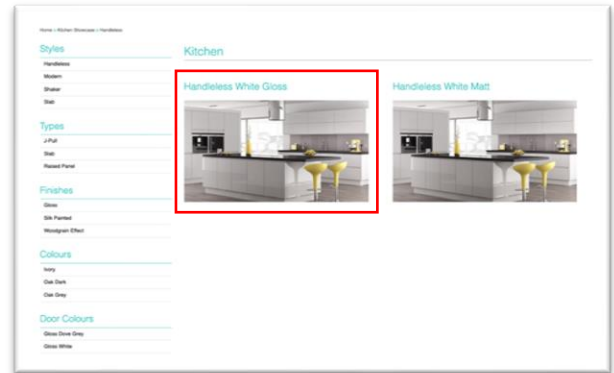
Step 2

Choose a Kitchen Range Tile type



Step 3: (Optional if required)

Choose a Kitchen Sub Range Tile type

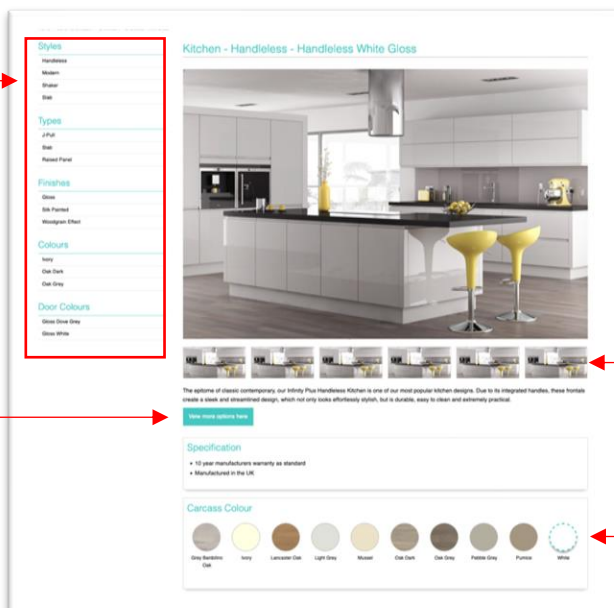


Step 4

View full details of the Range Page.

Left column filters will be displayed to help user narrow their kitchens choices.

This button can link directly to your online kitchen store if you sell online? or it can just link to the contact us page for lead generation.



View Range Gallery images to show i.e. close-up shots & details etc.

View Carcass Colours